

REED AB

SPECIFICATIONS

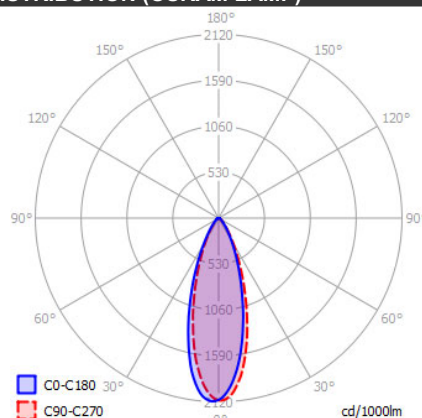
| | | |
|--------------------|---------|----------------------|
| MOUNTING | | CEILING |
| POWER | [W] | 1xGU10 LED |
| LAMP | | NOT INCLUDED |
| LUMINOUS FLUX* | [lm] | - |
| LIGHT COLOUR | [K] | - |
| CRI | | - |
| BEAM ANGLE | [°] | - |
| AVERAGE LIFETIME | [h] | - |
| LUMINOUS EFFICACY | [lm/W] | - |
| POWER SUPPLY | [V] [A] | 220-240V AC 50/60 Hz |
| LED-DRIVER | | - |
| DIMMING | | SEE LAMP |
| THROUGH-WIRING | | - |
| MATERIAL | | ALUMINUM |
| INGRESS PROTECTION | | IP20 |
| PROTECTION CLASS | | I |
| NET WEIGHT | [kg] | 0,43 |
| GROSS WEIGHT | [kg] | 0,45 |
| COLOUR (HOUSING) | | WHITE ~RAL9003 |
| COLOUR (HOUSING) | | BLACK ~RAL9005 |
| COLOUR (HOUSING) | | BRASS |

*Luminous flux values are nominal LED data at a operating temperature of 25° C



LIGHT DISTRIBUTION (OSRAM LAMP)

36°




OPTIONS / OPTIONAL ACCESSORIES

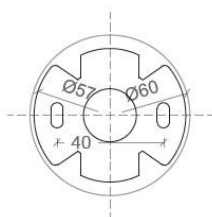
| | |
|-----------------|-------|
| ANTI GLARE RING | GOLD |
| MOUNTING PLATE | Ø90mm |



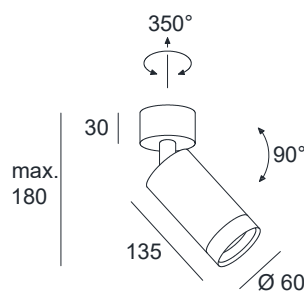
Colours



MOUNTING DIMENSIONS



FIXTURE DIMENSIONS



DLS LIGHTING

www.dslighting.com

***DLS**
LIGHTING