


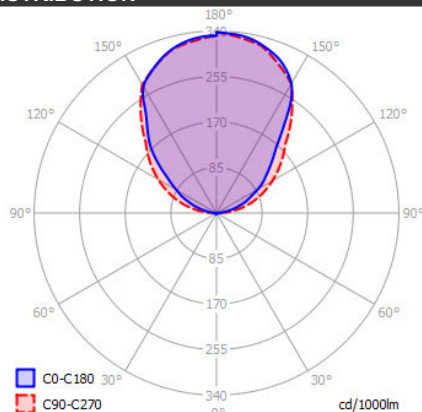
LIBERTY (plus)

SPECIFICATIONS

MOUNTING		CEILING / WALL
POWER	[W]	11
LAMP		built-in LED
LUMINOUS FLUX*	[lm]	1075
LIGHT COLOUR	[K]	3000
CRI		>90
BEAM ANGLE	[°]	-
AVERAGE LIFETIME	[h]	L80/B50.000
LUMINOUS EFFICACY	[lm/W]	97
POWER SUPPLY	[V] [A]	220-240V AC 50/60 Hz
LED-DRIVER		INCLUDED
DIMMING		PHASE DIM
THROUGH-WIRING		NO
MATERIAL		ALUMINUM
INGRESS PROTECTION		IP54
PROTECTION CLASS		I
NET WEIGHT	[kg]	2,10
GROSS WEIGHT	[kg]	2,15
COLOUR (HOUSING)		WHITE ~RAL9003



LIGHT DISTRIBUTION





*Luminous flux values are nominal LED data at a operating temperature of 25° C

OPTIONS / OPTIONAL ACCESSORIES

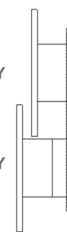
LIBERTY plus: FIXTURE WITH ENHANCED DISTANCE TO WALL

Colours

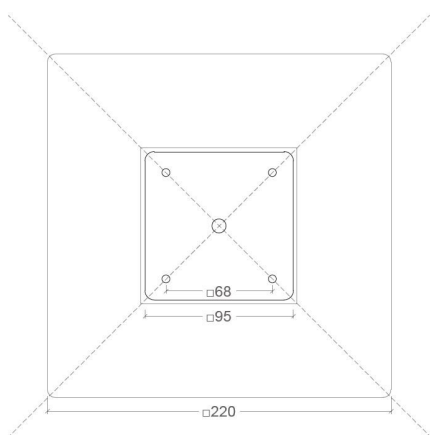


LIBERTY

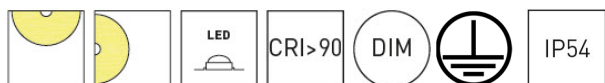
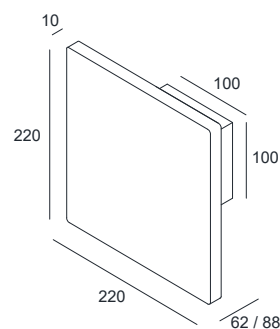
LIBERTY PLUS



MOUNTING DIMENSIONS



FIXTURE DIMENSIONS



DLS LIGHTING

www.dslighting.com

***DLS**
LIGHTING