

# HANGING PIPER

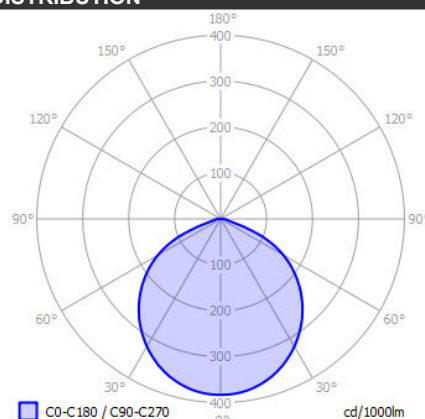
## SPECIFICATIONS

MOUNTING		CEILING
POWER	[W]	15
LAMP		built-in LED
LUMINOUS FLUX*	[lm]	1760
LIGHT COLOUR	[K]	3000
CRI		>90
BEAM ANGLE	[°]	-
AVERAGE LIFETIME	[h]	L80/B50.000
LUMINOUS EFFICACY	[lm/W]	117
POWER SUPPLY	[V] [A]	220-240V AC 50/60 Hz
LED-DRIVER		INCLUDED
DIMMING		ON/OFF or PHASE DIM
THROUGH-WIRING		YES
MATERIAL		ALUMINUM
INGRESS PROTECTION		IP20
PROTECTION CLASS		I
NET WEIGHT	[kg]	2,18
GROSS WEIGHT	[kg]	2,23
COLOUR (HOUSING)		WHITE ~RAL9003

\*Luminous flux values are nominal LED data at a operating temperature of 25° C




## LIGHT DISTRIBUTION



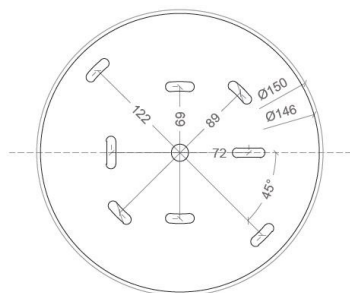
## OPTIONS / OPTIONAL ACCESSORIES

### Colours

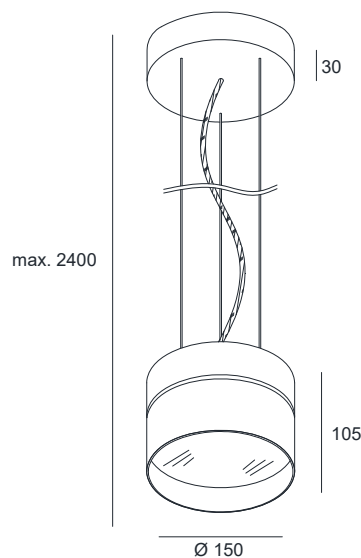


white

## MOUNTING DIMENSIONS



## FIXTURE DIMENSIONS



**DLS LIGHTING**

[www.dslighting.com](http://www.dslighting.com)

**\*DLS**  
LIGHTING